

Expert Design...Trusted Power



350 – 750 KVA RANGE

Performance | Durability | Serviceability



A new power standard has arrived. The 350 – 750 kVA range from FG Wilson is designed by our expert engineers to deliver power you can trust.

Over 45 years continued focus on performance, durability and serviceability combined with the most advanced production methods, has led us to the launch of this new industry leading power range.


Expert Design...Trusted Power

Open Set Range

Exciting enhancements have been made to the 350 – 750 kVA open generator set range. Most notable is the innovative fuel tank design combined with a component arrangement that facilitates greater operator access and service, ensuring this range remains the generator set technician's choice.



The fuel tank design incorporates a reinforced sloped top plate for liquid run off, acting as a catchment area for all potential liquid spills and leaks. A sloped bottom plate and notched drain plug allows for efficient, controlled drainage of the fuel tank. The fuel tank is designed for 8 hours running at full load in prime applications.



A 3" wide fuel fill neck allows easy access and fill, while oil and coolant drain valves provide convenient service accessibility. The baseframe also provides drag points as standard, aiding transportation and reducing the risk of damage during forklift and other handling.



The common sense mounting arrangement, for the entire range, provides all customer fuel connection and drainage points on the right hand side as standard. Combined with a revised cooling system on the 550 – 750 kVA product, this range delivers improved performance, serviceability and maintenance access with maximum generator set running time.



The common control panel tower mounted on the end of the set, is close coupled with set mounted breakers (up to 1600A) utilising high performance, durable copper braids. The tower has a split box design providing total access to all components and wiring.



The robust and compact base frame extends beyond all mounted generator set components for added protection. It is constructed with high-grade, heavy-duty steel and protected by powder coat paint, ensuring maximum corrosion resistance and durability – a truly solid foundation for this high performance range of generator sets.



The enclosed generator set range is designed to offer maximum protection from the elements. Constructed from corrosion resistant galvanised steel and further protected by powder coat paint, FG Wilson enclosures provide class leading robustness and durability. Fuel transfer connection points are easily accessible from outside the enclosure, ensuring your generator set remains protected. Whatever the onsite conditions, the 350 – 750 kVA range can be trusted to perform.

Enclosed Set Range


Innovative, functional design enhancements have been made to the 350 – 750 kVA enclosed set range. The robust and aesthetically pleasing enclosure includes many ingenious new features, delivering an enclosed generator set that is designed to perform in the harshest of environments.



All roof joints are reinforced with lap joints utilising butyl rubber seals, providing excellent protection against water ingress in extreme conditions. Curved edges ensure a rigid and aesthetically pleasing enclosure structure. The radiator is accessed via a flush mounted rain cap with compression seal – a further guard against water ingress.



Rotation compression latches ensure a flush door seal with the enclosure frame preventing water ingress; while sloped door seals and purposefully designed grill cut outs ensure optimal water run off.



Side hinged doors on each side of the enclosure and removable ducts provide easy access to conduct minor services or major overhauls without the need to remove the enclosure. Control panels and breakers can be easily accessed through the rear door.



Robust corner posts provide excellent protection against damage during handling and transportation. Manufactured from a high-grade composite that is UV stable and weather resistant, they also offer optimum corrosion resistance while enhancing the overall design.

Dedicated high ambient enclosure



Superior water in



Ingress protection



Trusted performance in extreme conditions



PowerWizard 1.1+, 2.1

A suite of fully digital control panels accompanies this new range. From the PowerWizard 1.1+ standard digital control panel to the easYgen-2500 synchronising panel, FG Wilson provides you with more power control as standard. The PowerWizard 1.1+ digital control panel combines straightforward menu navigation with advanced metering and protection technology. This allows easy generator set monitoring and control, whilst ensuring your unit operates within safe parameters. It is suitable for use in mains failure applications, providing advanced metering, protection and diagnostics.



PowerWizard 1.1+

- Active voltage sender functionality
- Under / Over voltage protection as standard
- Shortcut key to view faults
- Dedicated key to reset all faults and main menu short cut key
- Spare input / output analogue and digital channels

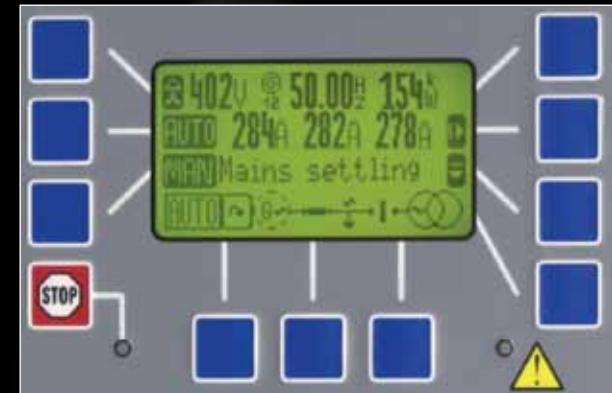


PowerWizard 2.1

- Additional monitoring, options and protection
- AC power metering
- Data link for long distance annunciator
- Reverse power protection provided as standard
- Remote monitoring via MODBUS

easYgen-2500

The easYgen-2500 offers industry leading power management and control. The easYgen-2500 is a generator set-to-set controller for paralleling and load sharing applications of up to 16 generator sets featuring an enhanced load sharing system as standard. The enhanced load sharing system providing advanced generator set load dependent start / stop functionality with automatic generator set selection to ensure optimal system efficiency.



easYgen-2500

- Easy system navigation via programmable soft keys
- Multiple communication protocols for communication with Engine Control Units (ECUs), external I/O boards, PLCs and modems
- Capable of working with all common industrial interfaces
- Full Generator set control and protection
- Multilingual (11 languages)

*PowerWizard 2.1 and easYgen-2500 are optional on all models.

Technical data

3-PHASE MODELS

350 – 750 kVA MODELS										
50 Hz							60 Hz			
Model	Engine	Alternator	Prime		Standby		Prime		Standby	
			kVA	kW	kVA	kW	kVA	kW	kVA	kW
P400-1	2206A-E13TAG2	LL6114B	350	280	400	320	-	-	-	-
P438-1	2206A-E13TAG5	LL6114B	-	-	-	-	400	320	438	350
P450-1	2206A-E13TAG3	LL6114C	400	320	450	360	-	-	-	-
P500-1	2506A-E15TAG1	LL6114D	455	364	500	400	-	-	-	-
P501-1	2206A-E13TAG6	LL6114B	-	-	-	-	438	350	500	400
P550-1	2506A-E15TAG2	LL6114F	500	400	550	440	-	-	-	-
P563-1	2506A-E15TAG3	LL6114D	-	-	-	-	513	410	563	450
P605-1	2806A-E18TAG1	LL7024F	550	440	605	484	-	-	-	-
P625-1	2506A-E15TAG4	LL6114F	-	-	-	-	569	455	625	500
P660-1	2806A-E18TAG1A	LL7024F	600	480	660	528	-	-	-	-
P688-1	2806A-E18TAG1A	LL7024F	-	-	-	-	625	500	688	550
P700-1	2806A-E18TAG2	LL7024H	635	508	700	560	-	-	-	-
P750-1	2806A-E18TAG3	LL7024F	-	-	-	-	681	545	750	600

Ratings are based on maximum generator set output - this may vary depending on voltage code selected

Please note figures are rounded to the nearest kVA / kW

DIMENSIONS								
Open Set					Enclosed Set			
Model	Length (mm)	Width (mm)	Height (mm)	Weight (kg)	Length (mm)	Width (mm)	Height (mm)	Weight (kg)
P400-1	3800	1131	2156	3241	4930	1658	2317	4655
P438-1	3800	1131	2156	3241	4930	1658	2317	4655
P450-1	3800	1131	2156	3253	4930	1658	2317	4667
P500-1	3800	1131	2215	3734	4930	1658	2317	5106
P501-1	3800	1131	2156	3241	4930	1658	2317	4655
P550-1	3800	1131	2215	3858	4930	1658	2317	5230
P563-1	3800	1131	2215	3734	4930	1658	2317	5106
P605-1	3900	1461	2156	4332	5320	1920	2289	5684
P625-1	3800	1131	2215	3858	4930	1658	2317	5230
P660-1	3900	1461	2156	4332	5320	1920	2289	5684
P688-1	3900	1461	2156	4332	5320	1920	2289	5684
P700-1	3900	1461	2156	4372	5320	1920	2289	5724
P750-1	3900	1461	2156	4332	5320	1920	2289	5684

Standard and Optional Features

Delivering more as standard

STANDARD FEATURES

Fully adjustable electronic governor
Engine-mounted battery charging alternator
Engine-mounted fuel and water separator
Low oil pressure protection
High water temperature protection
Air filters
Alternator IP23 protection
R250 or R450M AVR (model dependant)
Robust steel constructed baseframe
8hr fuel tank
Containment drip tray on all fuel tanks
Baseframe drag and lift points
Base jacking points (enclosed sets only)
Coolant drain valve
Lube oil drain valve
BSP fuel sockets
PowerWizard 1.1+ control panel
3-POLE circuit breaker and power loom (up to 1600A)
Power terminal strips (2000A)
Exhaust bellows and gasket
Radiator fan and charging alternator guards
50% antifreeze (protection to -36 °C)
Low coolant level shutdown
Battery connection cables, tray and clamp

OPTIONAL FEATURES

Sound attenuated enclosure
High ambient enclosure
Anti condensation alternator heater
Coolant heater
Battery charger with auto boost
Coastal ingress protection alternator
Oversize alternator
AR6 Quadrature droop
AVR Upgrades
AREP Excitation
PMG Excitation
Three phase sensing module
PowerWizard 2.1
EasYgen-2500
4-POLE circuit breaker
Motorised circuit breaker
Overload via alarm switch on breaker
Circuit breaker shunt trip
Circuit breaker auxiliary contacts
Long distance annunciator (16 channel)
Voltage and speed adjust
Earth Leakage
Volt free contacts for common alarm
Skid base
Automatic transfer switches (up to 1600A)
Industrial silencer 10 dBA reduction
Residential silencer 25 dBA reduction
Critical silencer 35 dBA reduction
Silencer installation kit
Exhaust elbow kit
Combined radiator stone guard and transition flange
Combined engine heat guards and RFI kit
Canister type air filters
CE Certification
Lube oil drain pump
Battery isolator switch
Tool kit
Fuel level sender and display
Fuel level switch, alarm and shutdown
Low coolant temperature alarm
Battery removal
Bunded base tank (8 hours)
Fuel transfer controls
Heavy duty battery (950 CCA)
Customer lifting point (model dependant)
Lube oil temperature display and shutdown
Neutral Earth Link

Testing and quality

Built into every generator set is our unrivalled engineering expertise. Coupled with our innovative production and rigorous testing methods, we ensure that all FG Wilson product reaches the market with outstanding levels of quality and reliability.

Continuous flow assembly processes optimise production efficiencies and improve product quality by testing for defects at every stage of the build process.



Our Engineering Centre of Excellence includes Europe's largest fully automated hemi-anechoic chamber providing state of the art acoustic research and test capabilities with the ability to replicate various on site conditions. All new product designs are fully validated by our specialist validation engineers. Using our industry leading facilities we test load acceptance, cooling, vibration, noise and water ingress, to required standards and beyond. With such engineering expertise, technical resource and stringent testing going into every generator set, you can always trust FG Wilson.

Expert Design...Trusted Power





www.FGWilson.com